

Airlie Small Companies Fund

A concentrated, active portfolio of Australian listed small companies.



Fund Update: 31 March 2024

ARSN: 665 882 673

FUND FEATURES

- Leverages the experienced, proven Airlie investment team to provide a focused exposure to Australian small companies.
- A conservative and robust investment process that focuses the team's energies on their 'best ideas'.
- Strong team alignment through co-investment in the fund.

FUND FACTS

Investment Objective

The Fund's primary investment objective is to provide long-term capital growth and income through investment in Australian listed small companies.

Investment Strategy

- Active, long-only Australian small companies fund with a focus on bottom-up, fundamental research.
- High-conviction, concentrated portfolio of 20-40 quality Australian listed small companies which when first acquired do not rank in the S&P/ASX 100.
- Typical cash and cash equivalents exposure between 0% - 10%.

Investment Risks

All investments carry risk. While it is not possible to identify every risk relevant to an investment in a fund, we have provided details of risks in the relevant Product Disclosure Statement. You can view the PDS for the Fund on Airlie's website:

www.airlifundmanagement.com.au

Inception Date 4 April 2023

Benchmark S&P/ASX Small Ordinaries Accum. Index

Portfolio Size AUD \$3.8 million

Distribution Frequency Semi-annually

Management Fee¹ 0.98% p.a.

APIR MGE1188AU

Performance Fee Performance fees are 20% of the excess return of the units of the Fund above the S&P/ASX Small Ordinaries Accumulation Index over each Calculation Period².

Minimum Initial Investment AUD\$10,000

Buy/Sell Spread 0.25%/0.25%

¹ Transaction costs may also apply – refer to the Product Disclosure Statement. All fees are inclusive of the net effect of GST.

² As defined in the Fund's PDS.

PORTFOLIO MANAGER



Will Granger

Will Granger joined Airlie in 2020 as an Equities Analyst. Will is now the Portfolio Manager for the Airlie Small Companies Fund which launched in March 2023. Prior to Airlie, Will worked as an analyst at KIS Capital Partners (February 2016 to June 2019). KIS Capital Partners was a market neutral hedge fund with about \$270 million of funds under management.

Visit www.airlifundmanagement.com.au for more information, including: fund performance, unit prices, investment insights, PDS & forms

PERFORMANCE*

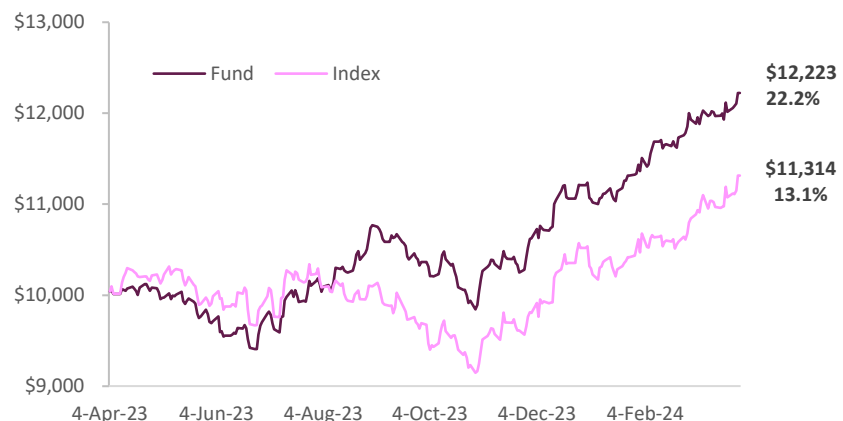
	Fund (%)	Benchmark (%)	Excess (%)
1 Month	1.8	4.8	-3.0
3 Months	9.1	7.5	1.6
6 Months	17.9	16.7	1.2
Since Inception	22.2	13.1	9.1

Past performance is not a reliable indicator of future performance.

TOP 5 POSITIONS (BY WEIGHT)

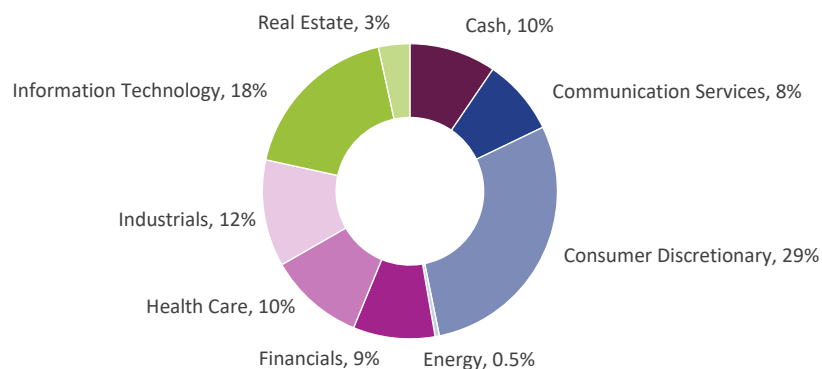
Company	Sector**
News Corp	Communication Services
Gentrack Group Ltd	Information Technology
Mader Group Ltd	Industrials
Premier Investments Ltd	Consumer Discretionary
Tabcorp Holdings Ltd	Consumer Discretionary

PERFORMANCE CHART GROWTH OF AUD \$10,000*



Past performance is not a reliable indicator of future performance.

PORTFOLIO POSITIONING**



* Calculations are based on exit price with distributions reinvested, after ongoing fees and expenses but excluding individual tax, member fees and entry fees (if applicable). Returns denoted in AUD.

** Based on GICS Sector classification, may not sum to 100% due to rounding.

FUND COMMENTARY

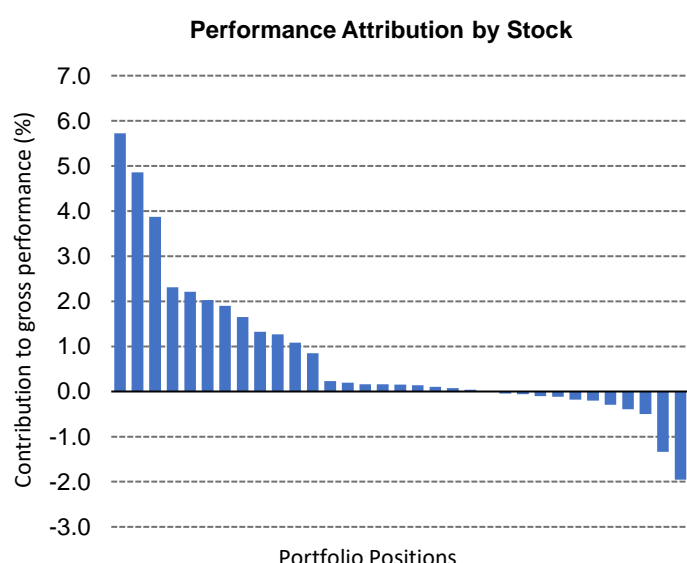
For the March quarter, the Fund returned 9.1% compared to the Small Ordinaries Accumulation Index return of 7.5%, reflecting outperformance over the period of 1.6%.

The top three contributors to gross performance during the quarter were Gentrack (+2.0%), Nick Scali (+1.6%) and Premier Investments (+1.4%). The top three detractors from gross performance were Tabcorp (-0.6%), Mader Group (-0.3%) and Dicker Data (-0.3%).

The end of this quarter marks the Fund's approximate one-year anniversary since its launch on 4 April 2023. While we do not place much importance on short-term performance – we would prefer for the Fund to be assessed over a more suitable time frame that better reflects our long-term philosophy – we will nonetheless take this opportunity to reflect on the performance of the Fund so far and analyse some of the key drivers.

The Fund is off to a strong start. Since inception, it has returned 22.2% net of fees compared to the Small Ordinaries Accumulation Index, which returned 13.1%, reflecting outperformance over the period of 9.1%.

Pleasingly, this performance can be attributed to a number of material 'winners' during the year, offset by only a small subset of material detractors. To put some numbers around this, there were eleven stocks in the portfolio that contributed more than 1% to gross Fund performance and just two stocks that contributed more than negative 1% to gross Fund performance. Importantly, no individual stock contributed more than -2% to gross Fund performance. We have provided a chart of the contribution to gross performance for each stock held in the Fund since inception below.



There were a few noteworthy contributors worth individual mention. Gentrack was the Fund's strongest performer over the year, contributing +5.7% to gross Fund performance. For those new to the story, Gentrack is a global tech company that provides customer billing software to the utility sector and customer management software to the airport sector. We like businesses that sell this type of 'mission-critical' enterprise software as typically the customer churn is very low due to how costly and disruptive it can be to switch providers. That low customer churn creates resilient, annuity-style revenues. Prior to our purchase, Gentrack had endured a tough few years navigating some customer closures related to regulatory issues in the UK that resulted in materially reduced profit margins. We viewed these issues as mostly temporary and added to our position on signs of improving revenue growth and a recovery in margins. While the stock has had a great run, Gentrack has a long pipeline for growth as utilities continue to upgrade their systems to meet the demands of the energy transition and profit margins return towards historical levels.

News Corp has been another strong performer for the Fund, contributing +4.9% to gross Fund performance. Our thesis here focused on the Dow Jones segment, which has vastly improved in quality over the past decade, transitioning from an advertising to a subscription-led model, which we believed the market had underappreciated. This thesis has largely played out, with Dow Jones posting some stellar results in recent periods. We wrote a more in-depth analysis of News Corp in our September Fund Update, which can be found on the Airlie website.

The Fund's retail positions have also been strong performers, collectively contributing +6.7% to gross performance since inception. The largest contributors here were Nick Scali, Premier Investments and Joyce Corporation. Retail has been an interesting sector during the past year – who would have predicted that many retailers would still be making close to record profits and margins after such a rapid rise in interest rates and further cost-of-living pressures? That resilience has certainly exceeded our expectations, and we think there's an important lesson there in the fallibility of making macroeconomic predictions. While we've held large retail positions in the Fund since inception, our theses for these stocks were never predicated on any special insight into the macro, but rather an insight into the resilience of their business models, their stellar management, and their fortress-like balance sheets, all of which we believed would allow them not only to weather a severe downturn in consumer spending but emerge out the other side in a stronger competitive position.

This uncertain economic backdrop resulted in extremely volatile valuations in the sector. Premier and Nick Scali, for example, are up around 60 and 85 per cent off their lows set in June last year. That's a substantial change in valuation over a very short period that surely doesn't reflect a commensurate change in intrinsic value. And we think therein lies the opportunity for active managers – we love that volatility because it throws up opportunities to buy great businesses at attractive prices.

It is also worth reflecting that, collectively, these retail holdings were the Fund's worst performers during its first quarter, driving material underperformance relative to the benchmark. Fast forward to today, and these retailers are collectively the Fund's strongest contributors. This illustrates one of the pitfalls of focusing too much on short-term performance; had we been too concerned with putting out good short-term numbers, we might not have taken on those retail positions, and as it stands that would have been to the detriment of our investors. That's why we consistently communicate to our investors the importance of focusing on long-term numbers, and why we are always looking for investors who share that long-term mindset, who understand the Fund's philosophy, and who will afford us the latitude to invest with a long-term view.

On the other side of the ledger, Tabcorp has been the fund's weakest performer, contributing just under -2% to Fund performance. While operationally the company has achieved some milestones in terms of levelling the playing field with online bookmakers, the stock has struggled against the backdrop of a soft wagering market. We had probably underestimated how much the business was overearning due to covid, which has dampened our expectations for future returns. Regardless, we believe the stock is cheap here, trading on around 10x our estimate of free cash flow, so we remain patient holders. For a more in-depth discussion on Tabcorp, see our December Fund Update, which can be found on the Airlie website.

In summary, we are pleased with the performance of the Fund over its inaugural year. While we would caution investors from taking too much comfort from one year's returns, what they can take comfort in is the fact that I have a large personal investment in the Fund and I'm invested on exactly the same terms as every other investor.

Looking forward, while the market has rallied sharply in recent months, our Fund enjoys a broad mandate with a deep universe of opportunities to be uncovered. As a team, Airlie have been investing in small companies for several years now and we have a robust process for sifting through the weeds and identifying the really nascent, high-quality businesses. And we think we can continue to do that. So we remain excited about the Fund's future prospects.

Important Information: Units in the fund(s) referred to herein are issued by Magellan Asset Management Limited (ABN 31 120 593 946, AFS Licence No. 304 301) trading as Airlie Funds Management ('Airlie'). This material is issued by Airlie and has been prepared for general information purposes only and must not be construed as investment advice or as an investment recommendation. This material does not take into account your investment objectives, financial situation or particular needs. This material does not constitute an offer or inducement to engage in an investment activity nor does it form part of any offer documentation, offer or invitation to purchase, sell or subscribe for interests in any type of investment product or service. You should obtain and consider the relevant Product Disclosure Statement ('PDS') and Target Market Determination ('TMD') and consider obtaining professional investment advice tailored to your specific circumstances before making a decision to acquire, or continue to hold, the relevant financial product. A copy of the relevant PDS and TMD relating to an Airlie financial product may be obtained by calling +61 2 9235 4760 or by visiting www.airlifundsmangement.com.au.

Past performance is not necessarily indicative of future results and no person guarantees the future performance of any fund, the amount or timing of any return from it, that asset allocations will be met, that it will be able to implement its investment strategy or that its investment objectives will be achieved. Statements contained in this material that are not historical facts are based on current expectations, estimates, projections, opinions and beliefs of Airlie, or the third party responsible for making those statements (as relevant). Such statements involve known and unknown risks, uncertainties and other factors, and undue reliance should not be placed thereon. This material may contain 'forward-looking statements'. Actual events or results or the actual performance of an Airlie financial product or service may differ materially from those reflected or contemplated in such forward-looking statements. This material may include data, research and other information from third party sources. Airlie makes no guarantee that such information is accurate, complete or timely and does not provide any warranties regarding results obtained from its use. No representation or warranty is made with respect to the accuracy or completeness of any of the information contained in this material. Airlie will not be responsible or liable for any losses arising from your use or reliance upon any part of the information contained in this material.

Further information regarding any benchmark referred to herein can be found at www.airlifundsmangement.com.au. Any third-party trademarks contained herein are used for information purposes only and are the property of their respective owners. Magellan claims no ownership in, nor any affiliation with, such trademarks. This material and the information contained within it may not be reproduced, or disclosed, in whole or in part, without the prior written consent of Airlie.

ASCO45382